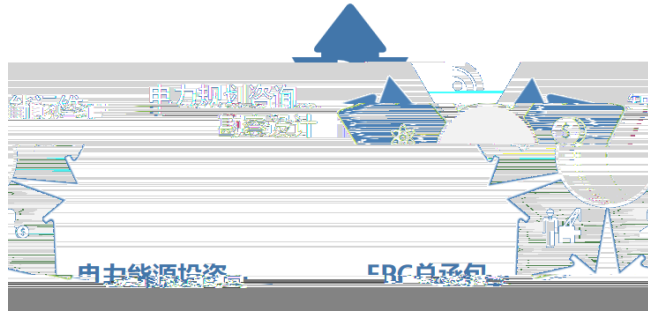




“ ”

智慧能源



1

“ ”

4G/5G

“ ”

1

/

1

50

200

30

10

10

100

500

30

30

2

GE SIEMENS ANSALDO




Ramboll SPT



2

220V— 1100kV

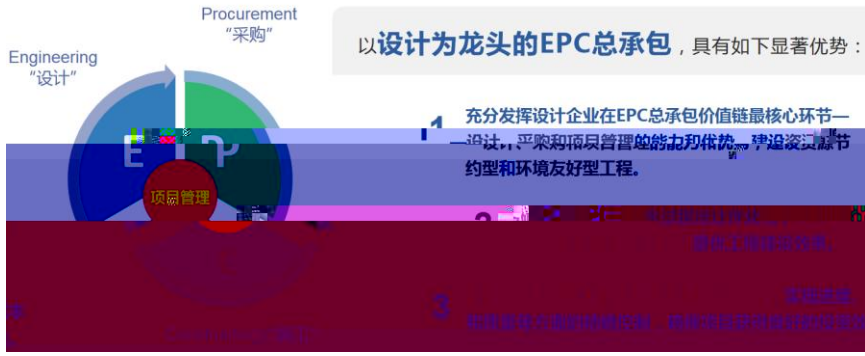


3

2. EPC

EPC

EPC
FEPC DFEP



4 EPC

EPC

3.

EPC

100MW

/

100MWh

“

”

4.

“

”

4G/5G

IT

4G/5G

20000

“ ”

5.



6.

1.

2.

3.

3

1

	2019	2018		2017
	1,440,375,320.79	685,964,228.70	109.98%	564,396,520.28
	73,142,052.32	73,533,333.39	-0.53%	76,966,118.46
	66,558,602.44	64,697,695.54	2.88%	73,509,293.42
	-608,351,781.88	20,123,743.81	-3,123.05%	56,365,713.93
/	0.4016	0.4038	-0.54%	0.5338
/	0.4016	0.4038	-0.54%	0.5338
	7.63%	8.18%	-0.55%	14.80%
	2019	2018		2017
	2,359,506,051.20	1,420,600,618.35	66.09%	1,202,239,854.29
	988,652,515.19	929,923,749.66	6.32%	870,398,416.27


2



	264,912,373.10	308,176,633.72	262,260,522.97	605,025,791.00



		0.76%	1,391,050			





33,857.25	198,933.54	60.52%	
24.87%	160,802.57	66.09%	
4,055.72	218	144,037.53	
109.98 %	21,329.76	16.54%	EPC
119,154.38	178.80%	3,181.72	
243.13	8,627.71	1.00%	7,314.21
0.53%			
EPC		49MW	FEPC
		60%	1700

1.

	A C	800MW		300MW	F
200MW	1,910.37				
		9		7	2
800kV		~ ~ 1000			-
		282.50			
	15,223.11		110.71%		
	9,836.35				
		“ - - ”		“ - - - ”	

2019	21,329.76	16.54%	2019
33,857.25	24.87%		

2. EPC

	“ ”		2019
		“ ”	
2019		50MW	
5.73	138kV	69kV	
	5,9952.47	746.31%	
			EPC
		3.76	
			9,166.5
	6		



	5,9201.91	68.15%
2019	119,154.38	178.80%

3.

4G/5G

VR

2019	3,181.72
------	----------

4.

35KV

2019	243.13	2020
------	--------	------

5.

2019 12

COTO

“ ”
EPC

“ ”

11

13	4	1	11
15	500kV		~
800kV	~ 1000kV		
6 /		5	4
”	5		“

2



3 **10%**

	213,297,591.40	110,594,566.51	51.85%	-16.54%	-17.08%	-0.34%
EPC	1,191,543,755.17	149,115,836.84	12.51%	178.80%	143.45%	-1.82%

4

5

109.98% EPC
 138.27% EPC
 0.53%
 49MW FEPC EPC
 1700 60%

6

7

1

1. 2019 2019
 2019 4 30 2019 9 19 2019 2019
 2019 6 2019 16

1	“	”	“
”	“	”	“
“	”	“	”
”	“	”	“
		210,000.00	210,000.00
		390,892,460.73	339,974,693.47
		”	“
		”	“
		151,395,283.57	”



		“ ”	166,949,872.09 “ ”
		180,271,013.24	235,450,756.45

2. 22 — 23 —
 24 — 37 — 2017
 2017 22 — 23 —
 24 — 37 —

2019 6 2019 16

1	“ ”	14,300,000.00	14,300,000.00
		12,405,937.65	12,405,937.65
		284,109.35	284,109.35
		-1,609,953.00	-1,609,953.00
2	“ ”	120,000,000.00	120,000,000.00
	“ ”	120,000,000.00	120,000,000.00
3	“ ” “ ”	210,000.00	210,000.00
		210,000.00	210,000.00
4		107,786.81	107,786.81
		107,786.81	107,786.81
5	“ ”	40,859,325.41	29,754,026.91

2019 6 2019 16

		329,091,525.27	329,091,525.27
		210,000.00	210,000.00
		390,892,460.73	390,892,460.73
		7,192,211.39	7,192,211.39
		120,623,336.12	120,000,000.00



					623,336.12
	()	14,300,000.00			12,405,937.65
		105,107,786.81			105,107,786.81
		151,395,283.57			151,395,283.57
		180,271,013.24			180,271,013.24
		21,124,513.90			21,124,513.90

		294,019,013.44			294,019,013.44



			%
	2019/2/22	5,044,000.00	51.00
	2019/7/26	14,080,000.00	100.00
	2019/9/30	9,078,000.00	51.00
	2019/10/28	5,300,000.00	51.00
	2019/12/4	2,631,600.00	51.00

2019 1 16		1000	1000
100%	2019 12 31		
2019 2 19	YONGFU SINGAPORE NEW ENERGY DEVELOPMENT COMPANY PTE.LTD.		
30	30	100%	
2019 5 21	YONGFU SINGAPORE NEW ENERGY DEVELOPMENT COMPANY PTE.LTD.		
YONGFU ONE SINGAPORE NEW ENERGY DEVELOPMENT COMPANY PTE.LTD.		1000	
1000	100%	2019 12 31	
2019 6 3	YONGFU PHILIPPINE NEW ENERGY MANAGEMENT LTD.INC.		5200
	5199.48	99.99%	2019 12 31
2019 6 17	YONGFU SINGAPORE NEW ENERGY DEVELOPMENT COMPANY PTE.LTD.		
YONGFU THREE SINGAPORE NEW ENERGY DEVELOPMENT COMPANY PTE.LTD.		1000	
1000	100%	2019 12 31	
2019 8 15	YONGFU SINGAPORE NEW ENERGY DEVELOPMENT COMPANY PTE.LTD.		
YONGFU TWO VIETNAM NEW ENERGY DEVELOPMENT COMPANY LIMITED		6.9	6.9
	100%		
2019 9 11	YONGFU TWO VIETNAM NEW ENERGY DEVELOPMENT COMPANY LIMITED		
VIETNAM YONGFU OPERATION AND MAINTENANCE COMPANY LIMITED		10	7.6
	76%	2019 12 31	